


Roy Romanow Provincial Laboratory FIT Testing Sample Collection Kit Instructions

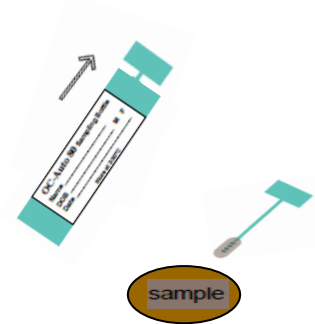
1. Label Sample Container

Fill in all required information on the sampling bottle:
Name, Date of Birth or HSN, and Collection date.



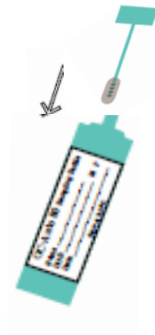
2. Deposit Sample

Place supplied collection paper inside toilet bowl on top of water.
Deposit stool sample on top of collection paper.
Collect sample from stool before paper sinks and stool sample touches water.



3. Collect Sample

Open green cap by twisting and lifting.
Scrape the surface of the fecal sample with the sampling probe.
Cover the grooved portion of the sampling probe completely with stool sample.
Flush toilet. Collection paper is biodegradable and will not harm septic systems.



4. Submit Sample

Close sampling bottle by inserting the sampling probe and
snap green cap on tightly. Do not reopen.
Return the sampling bottle and completed requisition to collection site or laboratory.

